

CLOPAY COMMERCIAL – MODELS 524, 524V, 524S industrial series

The Clopay logo consists of a stylized 'C' inside a yellow square, followed by the word 'Clopay' in a bold, sans-serif font.

Model 524, 10'2" x 14" Doors; Shown with 24" x 6" Lites

RIBBED STEEL DOORS

Available non-insulated (524) or insulated (524V/524S) with polystyrene insulation conformed to panel. Ideal for commercial and industrial building applications.

- Polystyrene insulation available on 524V and 524S.
- 3-stage paint process delivers a virtually maintenance-free finish.
- Tog-L-Loc® advanced design, eliminates the need for antiquated welds and rivet construction, improving rust and leak prevention.
- Injection-molded lite frames with integral weatherseal are durable and seal against the elements. Multiple glass options available providing visibility or privacy.



Panels are preprimed inside and out to inhibit rust. Hot-dipped, galvanized steel is painted with primer and given a tough oven-baked polyester top coat to provide the most rust-resistant steel door available. Ten-year warranty against rust-through.

EXTERIOR SKIN PATTERN



Deep Ribbed

COLOR OPTIONS




Standard White

Commercial Tan

Chocolate



Gray



Trinar® White

Due to the printing process, colors may vary.

CUSTOM PAINT OPTION



COLOR BLAST®

Color Blast® finish offers more than 1,500 Sherwin-Williams® color options to complement your building design. This durable two-part paint system has been thoroughly tested and is backed by a five-year warranty.

Due to solar reflective formulation to meet greater than a 38 LRV, some colors may not be available.

FEATURES

STANDARD HARDWARE

TPE astragal in aluminum retainer

Commercial 10-ball steel rollers (nylon tires available)

Steel step plate and lift handle

Galvanized steel end stiles

Inside slide lock for increased security

2" track

10,000 cycle springs

Galvanized aircraft cable with minimum 7:1 safety factor

Variety of track configurations to meet building specifications

MATERIALS AND CONSTRUCTION


Panel Thickness	2"
Insulation	1-3/8" polystyrene (Available on Models 524V and 524S)
R-value	6.6* (Available on Models 524V and 524S)
Joining System	Tog-L-Loc®
Exterior Steel	24 gauge (.58 mm)
Interior Cover	Vinyl backing (Available on Model 524V) Painted steel back cover (Available on Model 524S)
Exterior Steel Emboss	Stucco
Max Width	26'2"
Max Height	24'
Exterior Colors	Standard White, Commercial Tan, Chocolate, Gray and Trinar® White. Also available in Color Blast® finish
Interior Color	Standard White
Limited Warranties	10-year paint 5-year Color Blast® finish 1-year materials and workmanship

*Calculated door section R-value is in accordance with DASMA TDS-163.

For special sizes, applications and options, consult Commercial Information Assistance (CIA) at 1-800-526-4301.

ADDITIONAL OPTIONS

WINDOW OPTIONS



24" x 6"



24" x 12"




Full-View

Glazing options for 524 include DSB, plexiglass and wire glass. Double pane insulated windows are available for Models 524V and 524S. Prepainted full-view section with White or Chocolate finish available with DSB glass, plexiglass, wire glass or insulated glass.

HEAVY-DUTY HARDWARE (where not standard)



Double-end hinge



3" Track



High performance hardware features 10 gauge end hinges, heavy-duty top bracket and 3" sealed roller with 5/8" stem.

MULLIONS



Carry-away, roll-away or swing-up mullions are available on select sizes.

EXHAUST PORT



Can be cut into any type of sectional door. Available in select sizes.



WindCode® design pressure (DP) up to 14 PSF depending on size. Models tested 50% greater than DP.



Upgrade your standard door with industrial-grade components.

HIGH CYCLE SPRINGS



25,000, 50,000 or 100,000 cycle springs available.

DISTRIBUTED BY:



954.946.5555
561.736.5506
BROTEN.COM
CGC 1514103



For more information on these and other Clopay products, call 1-800-526-4301 or visit clopaycommercial.com



©2020 Clopay Corporation. All rights reserved.



CMDC-0524-02_REV0520